



CUTOUTS




Here is your chance to share your thoughts and artistic talents with those in the
WEBINAR.

Cutout as many of these LAMP experimental formats as you wish. Write their names on the back in pencil. And, in the event you are feeling artsy, sketch in what the STAR may look like.


The first 6 are rectangles and squares of various dimensions. We will be modeling these and offering our thoughts and ideas.




Write in pencil on back 3.5" x 5"




Write in pencil on back 4" x 6"




Write in pencil on back 4" x 6.5" with wording




Write in pencil on back 4" x 6.5"




Write in pencil on back 5" x 7"




Write in pencil on back 6" x 6" SQUARE



Write in pencil on back
4" x 6" TALKING BUBBLE 1




Write in pencil on back
4" x 6" Talking BUBBLE 2



Write in pencil on back

6" x 6" PLUS SIGN

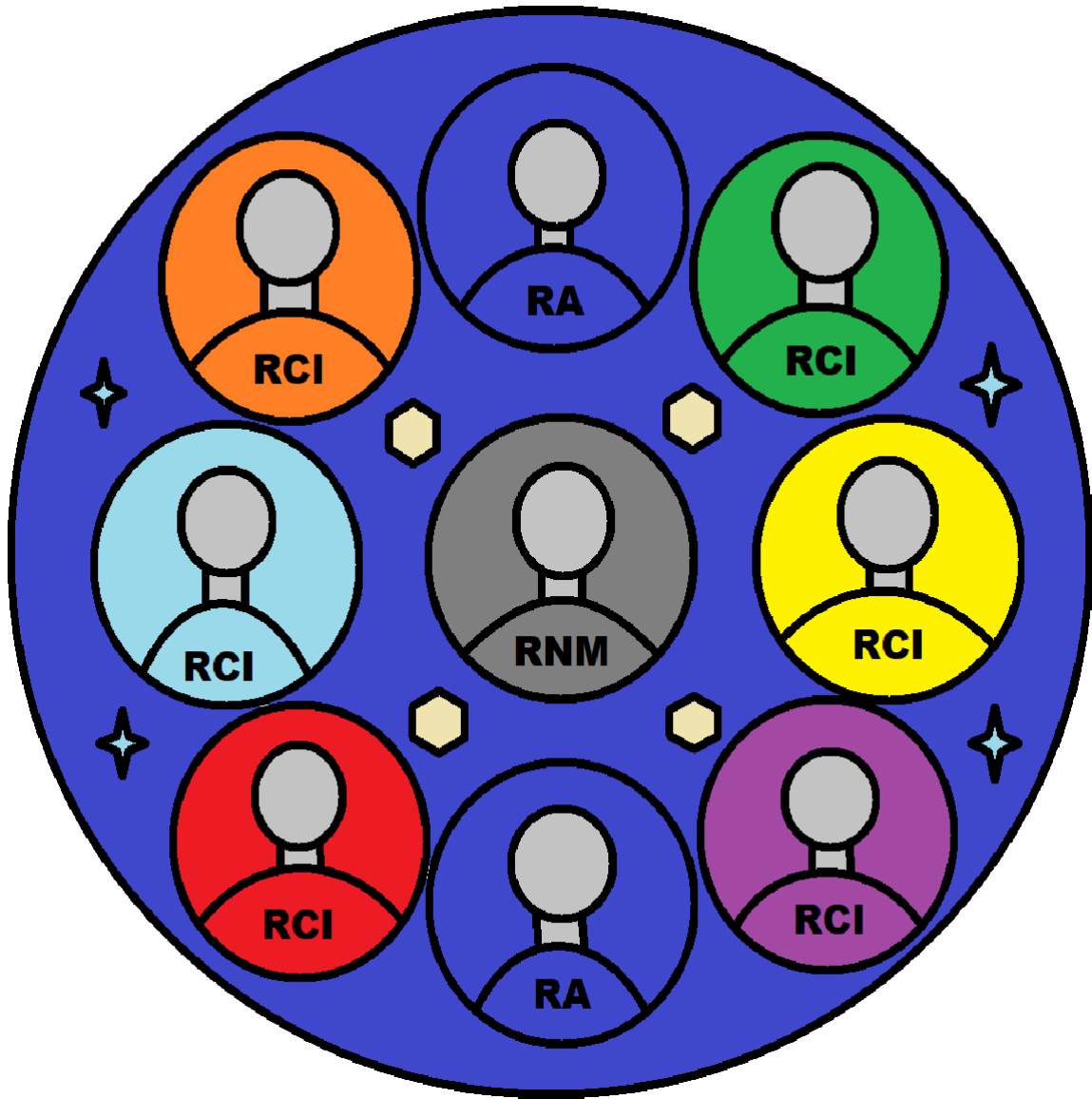


Feeling Artsy? Grab a pencil and sketch how LAMP's layout would look in this STAR.



Write in pencil on back

5 1/2" x 6" BADGE



Write in pencil on back

6" x 6" DISC